

603-668-6315

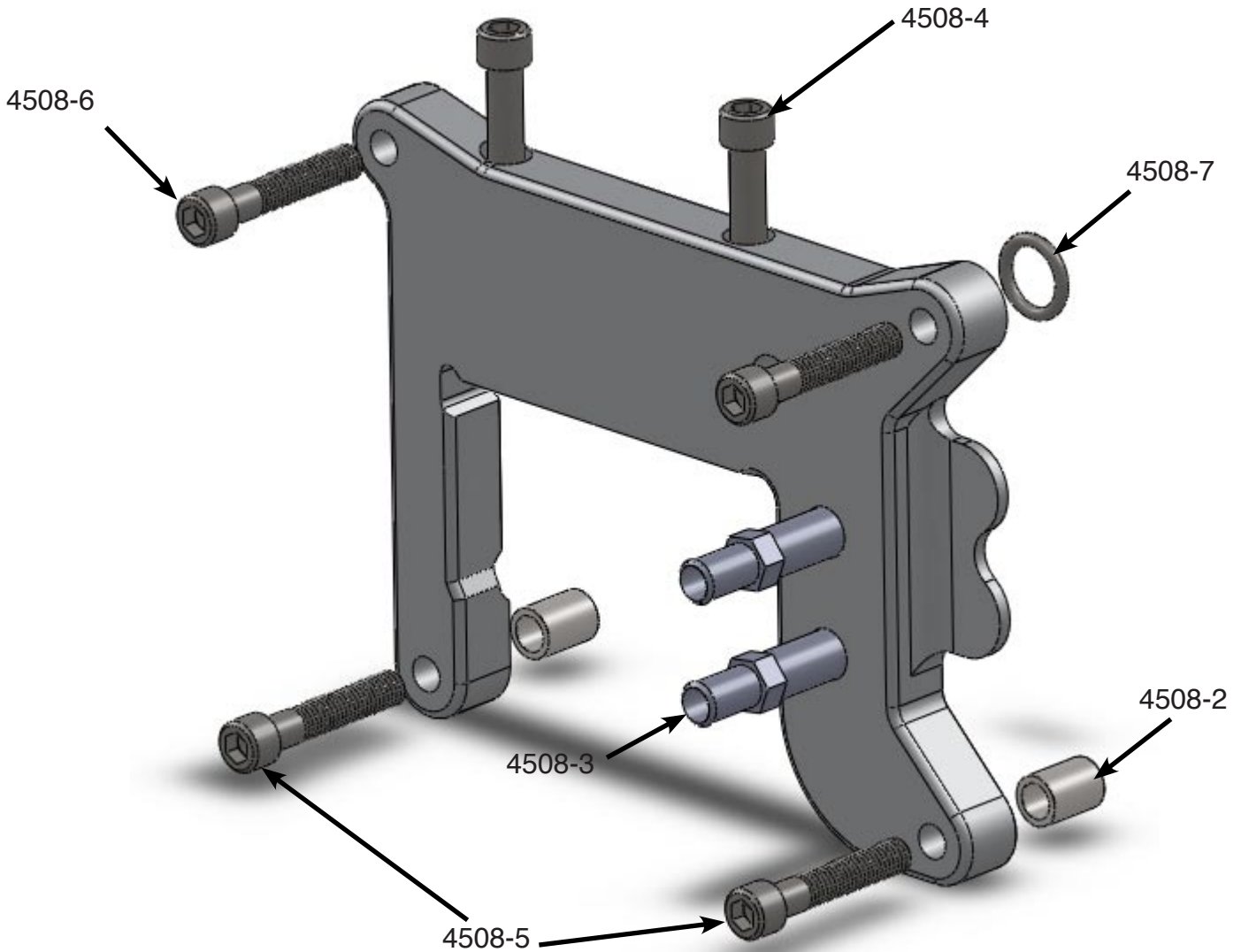


WWW.VULCANWORKS.NET

2006-Up Twin Cam Adapter Plate #4508


4508-1	Adapter Plate
4508-2	Hollow Dowels(2)
4508-3	Feed & Return Oil Fittings(2)
4508-4	3/8-16 X 3" SHCS w/ nuts(2)

4508-5	3/8-16 X 2" SHCS w/ washers(2)
4508-6	3/8-16 X 1-1/2" SHCS w/ washers(2)
4508-7	O-Ring, ARP 209




Manufactured by
Motorway Engineering
85 Hancock St. Manchester, NH, 03101
USA

2006-Up Twin Cam Adapter Plate #4508



1. Stuff 2 small pieces of a cloth rag into the oil feed and return holes of the engine case.
2. Using a 1/4-18 Pipe Tap, apply some heavy grease to the tap, and tap each hole to half the length of the threads on the tap.
3. Spray some brake clean into the tapped holes and let dry, vacuum holes, removing all chips.
4. Remove the rags and vacuum again.



- Bolt Adapter plate onto frame.
- Scribe the rear motor mount using the plate as a straight edge.
- Remove the adapter plate and grind the motor mount to the scribed line.